ALTERIA

SIGNATURE ALUMINIUM SYSTEMS

BATTENS, SLATS & CLADDING SYSTEMS

RANGE OVERVIEW



Version 2.0

alteria.com.au



CONTENTS

BATTEN & SLAT RANGE	1
BATTEN & SLAT APPLICATIONS	2
CLADDING RANGE	3
CLADDING APPLICATIONS	4
FINISHES & COLOURS	5
TECHNICAL SUPPORT DOCUMENTS	6
COMPLIANCE & CERTIFICATIONS	7-8
CARE, MAINTENANCE & STORAGE	9
WARRANTY	10

With a range of proprietary aluminium profiles, Alteria Signature Aluminium Battens & Slat Range have been designed with all the complementary accessories and trims to ensure not only a more efficient installation, but a facade that will look good and last for years to come.

Two Piece Battens – Contemporary Range

30 x 30mm



30 x 50mm



30 x 80mm



30 x 120mm



50 x 50mm



50 x 100mm



50 x 150mm



50 x 200mm



Two Piece Battens – Designer Range

30 x 50mm Cove



50 x 50mm Cove



Two Piece Battens – Joiner

50 x 200mm Joiner.

Suitable with 50x50mm, 50x100mm & 50x150mm



Two Piece Slats

65 x 19mm



90 x 19mm



One Piece Battens

32 x 32mm



50 x 50mm



50 x 100mmBATTEN & SLAT



There are four main fixing methods available for Alteria Signature Aluminium battens and slats.
Please contact Alteria for advice on other fixing methods not provided.

Direct Fix

See pages 12-17 for Installation Details

The Direct Fix Installation method involves securely attaching the batten or slat base to a supporting substructure or frame. The Batten / Slat Cover is then clicked on to the base to conceal the fixings.

Common Direct Fix Installation Options:



Direct Fix over Claddings/Linings



Direct Fix to Screen Frame



Direct Fix to Soffit Frame

Support Bracket Fix

See pages 22-23 for Installation Details

The Support Bracket Fix Installation method uses Alteria's proprietary brackets to securely attach the batten base to a support substrate. The Batten / Slat Cover is then clicked on to the base to conceal the angle bracket fixings.

Common Support Bracket Fix Installation Options:



Floor to Ceiling Internal Screen



Floor to Ceiling External Screen



Infill Soffit Screen

Mounting Track Fix

See pages 18-21 for Installation Details

The Mounting Track Fix Installation method uses Alteria's proprietary mounting track to secure the batten/slat base. Standard Track and Acoustic Panel Track options.

Common Mounting Track Installation Options:



Mounting Track Fix over External Cladding



Mounting Track Fix over Internal Lining

Rear Fix

See pages 24-25 for Installation Details

The Rear Fix installation methods is used for our One Piece Batten range. Battens are fixed from the rear using fasteners.

Common Rear Fix Installation Options.



Rear Fix through Frame

With a range of proprietary profiles, Alteria Signature Aluminium Cladding Systems have been designed with all the complementary accessories and trims to ensure not only a more efficient installation, but a facade that will look good and last for years to come.

Interlocking Cladding Boards – Contemporary

125mm



180mm



Interlocking Cladding Boards – Designer

150mm Cove 30



150mm Cove 50



180mm Castellated 30



Accessories & Trims

Starter Profile



Joiner Profil - Two Piece



Finisher Profile - Two Piece



Corner Profile - Two Piece



Alteria Signature Aluminium claddings are suitable for installation in horizontal or vertical wall & ceiling/soffit applications for both external and internal applications and meets the requirements of AS 1562.1 when installed according to these guidelines.

Vertical

See pages 12-21 for Installation Details





Horizontal

See pages 22-31 for Installation Details





Ceiling/Soffits

See page 21 for Horizontal Installation Details. See page 31 for Vertical Installation Details.





The Alteria finishes range includes a wide selection of premium powder-coat colours, including realistic wood-look options plus many on-trend pearlescent and anodised-look colours.

Signature Warranties are separated into three levels and are available based on the finish selected for your project. Visit the Alteria website for full details on each warranty.

Evoke Range

Striking wood-look range that is beautiful, realistic and extremely low maintenance.





Meridian Range

Beautiful wood-effect range that offers maximum durability and realistic definition.





Aurora Range

Alluring selection of anodised-look colours with a beautiful metallic flat matt finish.





Lumi Range

Decorative collection of pearlescent colours with a shimmering matt finish.





Essentials Range

Selection of Colorbond® and on-trend colours with an advanced durable finish.





Colour images for reference only. Please request a sample before making selection.
Contact us for Custom Colour requests and information.

Visit **alteria.com.au**

Technical Supplement: Span & Fixing Detail

Alteria Aluminium has developed a technical supplement that includes fastener details and maximum fixing spacing span data for batten and cladding installation methods.

The supplement has been designed to be used in conjunction with Installation Guide.

The most recent version of the *Technical Supplement: Span & Fixing Detail* document can be found on the Alteria Aluminium website at *alteria.com.au/resources*





BIM Files

Alteria have developed a range of BIM files that include 2D details/drafting views accompanied by 3D content and our full suite of finishes and colours. BIM Files are available on request or at *alteria.com.au/resources*

Technical Data Sheets

Please refer to our Technical Data Sheets for full technical details on Alteria Aluminium range. Available on request or at *alteria.com.au/resources*



NCC Compliance

The National Construction Code of Australia (NCC) sets the minimum requirements for safety, health, amenity, and sustainability in the design and construction of new buildings and building work in existing structures across Australia.

Alteria Aluminium claddings have been designed, tested, and manufactured to withstand the country's demanding climatic and geographic conditions. They offer building designers, builders, and owners with confidence that they are specifying a product that meet the requirements of the National Construction Code of Australia and the relevant Australian Standards for both residential and non-residential buildings.

Alteria Aluminium battens claddings have been tested to comply with the following BCA Provisions:

- Weatherproofing - Wall Cladding - see below
- Non-Combustible Building Elements - see pg 6
- Fire Hazard Properties - see pg 6

Weatherproofing – Wall Cladding complying with AS 1562.1

Alteria Aluminium cladidngs comply with NCC deemed to satisfy provisions for F3D5 (Volume 1) and H2D6 (Volume 2) for Weatherproofing – Wall Cladding, complying with AS1562.1

Alteria's cladding system meets the requirements of AS 1562.1 when installed according to these guidelines.

Standard	Reviewed by	Date	NCC Provision	Result
AS 1562.1:2018	Acronem Consulting Australia Pty Ltd	Mar 2025	AS 1562.1 and DTS F3D5 & H2D6(4).	Appraisal Report providing certification that Alteria Cladding System is in accordance with the below Wind Load specifications & AS 1562.1:2018 and demonstrates that the product is compliant with AS 1562.1 and F3D5 & H2D6(4)

Wind Load Specifications

Alteria have demonstrated through certification in accordance with the below standards that Alteria Aluminium meets compliance with AS 1562.1 and F3D5 & H2D6(4).

Standard	Reviewed by	Date	NCC Provision	Result
AS/NZS 1170.0:2002	Acronem Consulting Australia Pty Ltd	Mar 2025	AS 1562.1 and DTS F3D5 & H2D6(4).	Creation of Maximum Fixing Spacing Table Report that provides calculations in relation to the maximum batten spacing / fixing spacing tables for the purposes of meeting compliance with AS 1562.1 and F3D5 & H2D6(4)
AS/NZS 1170.1:2002	Acronem Consulting Australia Pty Ltd	Mar 2025	AS 1562.1 and DTS F3D5 & H2D6(4).	
AS/NZS 1170.2:2021	Acronem Consulting Australia Pty Ltd	Mar 2025	AS 1562.1 and DTS F3D5 & H2D6(4).	
AS/NZS 1664.1 - 1997	Acronem Consulting Australia Pty Ltd	Mar 2025	AS 1562.1 and DTS F3D5 & H2D6(4).	

A copy of the *Technical Supplement: Span & Fixing Detail - Battens & Slats* document can be found on the Alteria Aluminium website at alteria.com.au/resources

Non-Combustible Building Elements

Alteria Aluminium comply with NCC deemed to satisfy provisions for C2D10(1)(a) (Volume 1) and H3D2 (Volume 2) for Non-combustible building elements and have the received testing reports from accredited testing laboratories.

Standard	Reviewed by	Date	NCC Provision	Result
AS 1530.1-1994	CSIRO	Oct, 2023	DTS C2D10 & DTS H3D2	Combustibility Test for Material demonstrates the product Alteria Aluminium is NOT deemed COMBUSTIBLE
AS 1530.3-1999	CSIRO	Dec, 2023	DTS C2D10	**Ignitability Index**: 0 **Spread of Flame Index**: 0 **Heat Evolved Index**: 0 **Smoke Developed Index:** 2

Fire Hazard Properties

Alteria Aluminium comply with NCC deemed to satisfy provisions for C2D11 for Fire Hazard Properties and have the received testing reports from accredited testing laboratories.

Standard	Reviewed by	Date	NCC Provision	Result
AS 5637.1-2015	BRANZ	Nov, 2023	DTS C2D11	**Classification** Group 1 **Smoke Growth Rate Index** Less than 250 m2/kg limit **Mean Average specification Extinction Area** 138.9 m2/kg
AS 1530.3-1999	CSIRO	Dec, 2023	DTS C2D11	**Ignitability Index**: 0 **Spread of Flame Index**: 0 **Heat Evolved Index**: 0 **Smoke Developed Index:** 2

For more information or a copy of our certifications, please contact us on 1300 25 88 25 or support@alteria.com.au



Storage and Handling

Unloading

- Use forklift to unload from truck
- Ensure panel ends do not overhang from the forklift arms more than 2.5m

Taking from the stack

- Do not pull or slide over the stack
- For lengths that are less than 6m, ensure they are lifted from both ends
- For lengths that are longer than 6m, they should be lifted from both ends and the middle

Storing

- Do not stack battens or claddings more than 1m in height
- Never step on or walk over battens or claddings
- If storing for long periods of time, do noy fully cover the stack to avoid condensation
- Store under cover away from rain or humidity

Care & Maintenance

Cleaning

Alteria Aluminium batten and claddings are low maintenance systems that requires minimal cleaning, especially when compared to timber or steel. To help maintain the integrity of the powder coated finish, it is necessary to consider the care and maintenance requirements.

The best method of cleaning is by regular washing of the coating using a solution of warm water and non-abrasive, pH neutral detergent solution. Surfaces should be thoroughly rinsed after cleaning to remove all residues. All surfaces should be cleaned using a soft cloth, sponge or a soft natural bristle brush.

Frequency of Cleaning

The required frequency depends on the geographic address of the building, the environment surrounding the building, the location of the products and what standard of appearance is required. It is also important to consider what atmospheric pollution (including salts) and any prevailing winds and the possibility of air borne debris causing erosive wear of the powder coating.

For full details of the required cleaning and maintenance schedule needed for warranty purposes please refer to the Alteria Care & Maintenance document.



Warranty

Alteria products are built to last and are made in Australia using quality components. By following the care and maintenance instructions, Alteria Aluminium Systems are covered by one of our Signature Warranties.

Alteria Signature Warranties are separated into three levels and are available based on the finish selected and the location of your project.

For full warranty overview visit alteria.com.au/warranty



AVAILABLE WITH:

Meridian Range

Aurora Range

Lumi Range

Essentials 25 Range



AVAILABLE WITH:

Evoke Range



AVAILABLE WITH:

Essentials 10 Range*

*Essentials 10 Warranty is only applicable for BCA Class 1 & 10 Buildings (Single domestic residential dwelling up to 3 storeys).

Disclaimer

The information in this document is a guide only. It is intended for use by builders, cladding installers and other contractors who may be involved with the installation of the Alteria Aluminium fixing system.

If you are an installer ensure that you follow the design, moisture management detail, preparation requirements and materials as set out by the designer. If you are a specifier or a responsible party for the project, please ensure the information in this manual is appropriate for the application you are planning.

As all project conditions are unique, there are likely to be variations to how this product is used, which can affect the use and quality of the products, as such no warranty is given or implied with respect to such situations.

As most of our projects are supply only, we do not have access to all details relating to the final product application, and as such, we can not be held liable for ensuring “fit for purpose” on any given project.

This document is for technical advice only. Alteria cannot accept liability for any inaccurate information within this document or the consequential losses that occur as a result.

Alteria's policy is on of continuous improvement. We therefore reserve the right to alter specifications at any time and without notice. Colours and textures may vary according to light and weather conditions. Owing to this and limitations of the printing process, colours in this brochure may vary.

Please ensure that you have the latest version of this publication by checking that the publication date corresponds with the downloadable version from our website at www.alteria.com.au

In case of doubt, please contact Alteria.

About Alteria Signature Aluminium Systems

Alteria Signature Aluminium Systems has been designed and developed for the design and construction industry. With decades of experience working with Architects and Designers, coupled with our in-depth relationship with builders and contractors, we saw an opportunity to create a proprietary range of aluminium battens and claddings that stood out from the rest – this is how Alteria *Signature Aluminium Systems* was created.

Which means when you specify Alteria Signature Aluminium battens and claddings, you are getting more than just an aluminium product,
you are getting a complete *Signature Aluminium* System. Alteria includes a curated range of proprietary batten and cladding profiles that have been designed with all the complementary accessories and trims to ensure not only a more efficient installation, but a facade that will look good and last for years to come. Alteria have also developed all the necessary system support documents including install guides, product data sheets and warranty documents.

But with Alteria, it is not just about offering a range of high quality, Signature Aluminium Systems. Alteria also provides the complete *Signature Service* for our customers.

Working with Alteria

The essence of Alteria's *Signature Service* is to help make your build easier, which means you will have a dedicated Alteria Signature Team who will get to know you and your project from your first product enquiry through to install.

Your Signature Project Team will be there to assist you and your build team. They will work with you to understand your project needs and requirements and will be with you every step of the way from providing quoting, technical advice, specification support, product & system supply/delivery, installation advice, on-site and after sale support and much more.

Although the Alteria name might be new, you can rest assured knowing that our team has decades of experience in the design and construction industry, and our dedication to a Signature System and a Signature Service will lead to the best outcomes for your project.

For further support or advice on Alteria please contact our technical support team:

1300 258 825

support@alteria.com.au

alteria.com.au



ALTERIA

SIGNATURE ALUMINIUM SYSTEMS

1300 258 825
support@alteria.com.au

alteria.com.au

Details are correct at time of printing. Images for reference only.
For more information, installation and technical guides, certificates
and warranties visit our website. Copyright ©2025 Alteria.